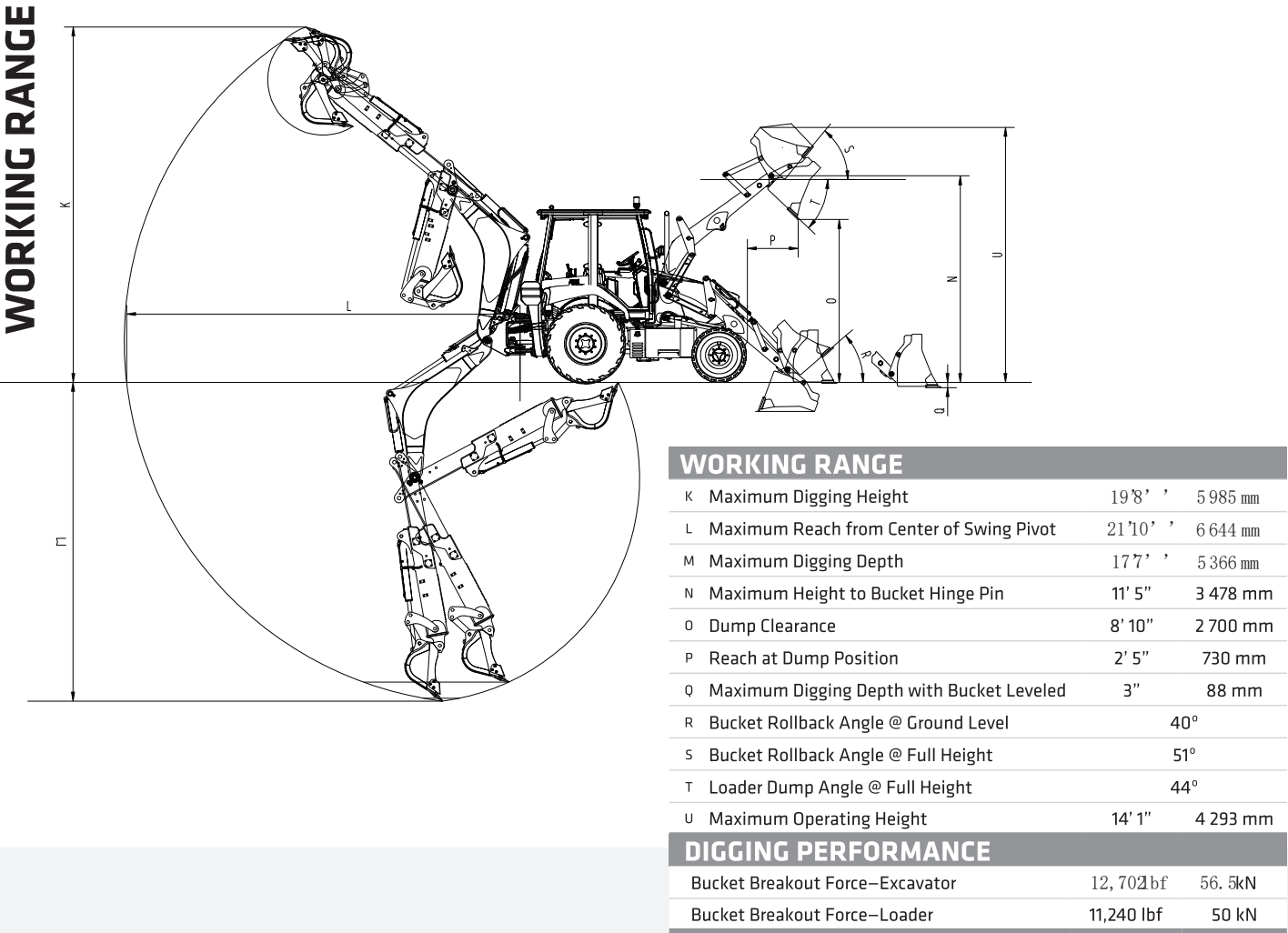


PRODUCT SPECIFICATIONS BACKHOE LOADER ||| BHL95



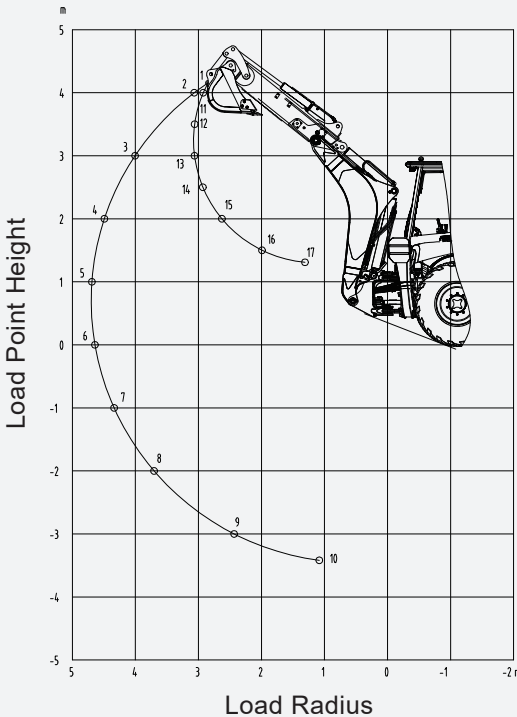
LIFTING FORCE

BOOM

ARM

POSITION	IMPERIAL	METRIC
1	2 445 lbs	1 109 kg
2	2,410 lbs	1 093 kg
3	2,597 lbs	1 178 kg
4	2,516 lbs	1 141 kg
5	2,383 lbs	1 081 kg
6	2,243 lbs	1 018 kg
7	2,130 lbs	966 kg
8	2,055 lbs	932 kg
9	2,108 lbs	956 kg
10	3,674 lbs	1 667 kg
11	2,410 lbs	1 093 kg
12	2,597 lbs	1 178 kg
13	2,516 lbs	1 141 kg
14	2,383 lbs	1 081 kg
15	2,243 lbs	1 018 kg
16	2,130 lbs	966 kg
17	15,309 lbs	6 944 kg

\* Indicates load limited by hydraulic lifting capacity.

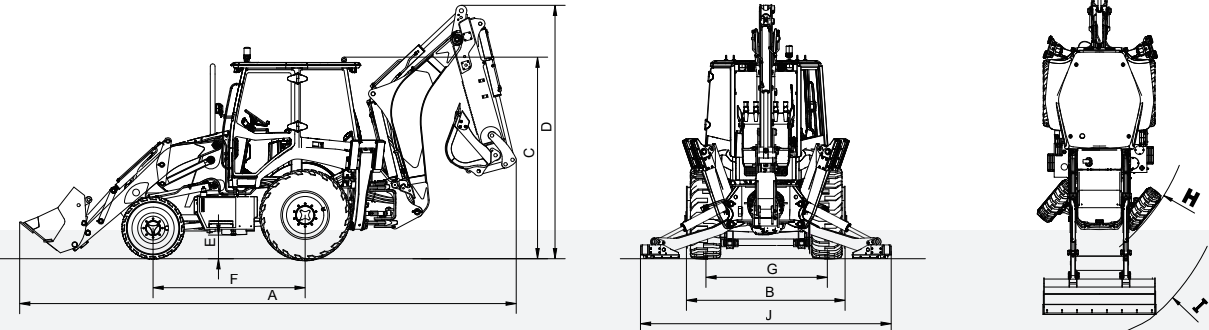


PRODUCT SPECIFICATIONS

BACKHOE LOADER ||| BHL95

STANDARD FEATURES

- ➔ 4 WD Powershift Transmission with Limited Slip Diferential and Drive Shaft Guard, Ride control, Joystick FNR, Kick down, Clutch switch
- ➔ Lip-Over Pads, Outrigger Cylinder Guards and Front Bumpers
- ➔ Load Sensing Hydraulic with Pilot Controls and ISO/SAE Pattern Change
- ➔ Eight LED Working Lights, Rotating Beacon, Trafc Lights, Air Suspension Seats, and bluetooth
- ➔ Boom Float, Return to Dig, and Auxiliary Line with 2 way switch
- ➔ Extendible stick , 4 ine 1 bucket, electric control and flow adjustable



TECHNICAL SPECIFICATIONS

Cab with all attachments	20, 282lbs	9 200 kg
<b>Engine</b>	Deutz TCD3.6-L4 - Low Maintenance T4F	
Displacement	220 in	3.6 L
Gross Power	99 hp @ 2200 rpm	73.8 kW @ 2200 rpm
Net Power	95 hp @ 2200 rpm	70.8 kW @ 2200 rpm
Maximum Torque	302.4 lbs-ft @1600 rpm	410 Nm @ 1600 rpm
<b>Transmission</b>	ZF 4WD – 4 Speed Forward/Reverse	
Speed Gear 1	3 mph	4.8 km/hr
Speed Gear 2	6 mph	9.6 km/hr
Speed Gear 3	12 mph	19.3 km/hr
Speed Gear 4	22 mph	35.4 km/hr
<b>Hydraulics</b>	Load Sensing with Pilot Controls	
Main Hydraulic Pump	Kawasaki Variable Displacement–Axial Piston	
Hydraulic Power	52.3 hp @ 2200 rpm	39 kW @ 2,200 rpm
System Flow	41.2 gal/min	156 l/min
Operating Pressure	3,625 psi	24.9 MPa
Backhoe Aux Line Max Flow	30.8 gal/min	140 l/min
Backhoe Aux Line Max Pressure	2320.6 psi	16.0 MPa

DIMENSIONS

DIMENSIONS

A	Overall Length, Transport	24' 3" 7 381 mm
B	Overall Width, Transport	7' 6" 2 280 mm
C	Transport Height	12' 3" 3 732 mm
D	Cab Roof Height	10' 3" 3 129 mm
E	Ground Clearance	1' 1" 320 mm
F	Length from Axle to Axle	7' 4" 2 245 mm
G	Wheel Base, Rear	5' 10" 1 780 mm
H	Turning Radius, Front Tires	13' 11" 4 240 mm
I	Turning Radius, Front Bucket	15' 9" 4 800 mm
J	Stabilizer Overall Width	11' 5" 3 491 mm
SERVICE REFILL CAPACITIES		
Fuel Tank Capacity	37.0 gal	140.0 L
DEF Tank Capacity	2.6 gal	10.0 L
Hydraulic Oil Capacity	31.7 gal	120.0 L
Engine Oil Capacity	2.2 gal	8.5 L
Cooling System Capacity	5.3 gal	20.0 L
Gear Box Oil Capacity	4.8 gal	18.0 L

PRODUCT SPECIFICATIONS BACKHOE LOADER ▮▮ BHL95

SANY

STANDARD AND OPTIONAL EQUIPMENT

s = standard / o = optional

BHL95	ENGINE
s	3.6 L DEUTZ
s	Auto-idle
s	Dual-element dry air flter
s	Start motor, 12V 4.0 kW
s	Coolant expansion tank
s	Electronic engine control
s	Engine coolant to -20 deg. C
s	Fuel flter with water separator
s	Full-fow oil flter
s	Turbocharger with charge air cooler
s	500-hour engine oil change interval
	HYDRAULIC SYSTEM
S	Hydraulic valve, hydrostatic steering
S	Hydraulic valve, loader 3 function
S	Hydraulic valve, backhoe 8 function
S	Hydraulics, load sensing with variable displacement piston pump
S	Joystick controls:pilot operated
S	Control pattern change valve, SAE and BHL operated
S	Auxiliary hydraulics with 1-way and 2-way combination piping,switching valve, cut-off valve
S	Auxiliary hydraulics with 2-way for 4 in 1 bucket
S	Extendible stick, auxiliary hydraulic hy for loader end and backhoe end ,flow adjustable in
S	display , and pressure adjustable on the valve
S	Loader, self-leveling, return to dig ,and the switch off one the loader joystick
S	Auxiliary hydraulics flow output hold with switch open max for 6-10s, and stop by next rolled
S	Ride control,two working modle,auto modle working with up to the travel speed up to 10 km/h
S	Hydraulic temperature monitor
S	Hydraulic pump pressure monotor
S	Hydraulic pilot pressure monotor
S	Loader boom float down hold with electromagnet in the loader joystick
S	Backhoe joystick, adjustable location
S	Backhoe swinging, with anti-yaw valve, electric and hydraulic control
S	Stabilizer cylinders explosion pipe valve
S	Backhoe boom and stick flow regenerate
S	Backhoe boom and extendible stick down holding valve
S	Guard,stabilizer, rock
S	Pilot oil filter
	ATTACHMENTS
S	Loader bucket, 1.0 m <sup>3</sup> , 4 in 1 multi-purpose
O	Loader bucket, 1.0 m <sup>3</sup> , general-purpose
S	Backhoe bucket, 0.2 m <sup>3</sup>
O	Loader bucket, bucket tooth
O	Loader bucket, bucket wear plate
S	Stabilizer pad, steel
O	Stabilizer pad, rubber
O	Stabilizer pad, rubber and steel, two purpose
S	Counterweight,460 kg
S	Random tool box

PRODUCT SPECIFICATIONS BACKHOE LOADER ▮▮ BHL95

SANY

STANDARD AND OPTIONAL EQUIPMENT

s = standard / o = optional

BHL95	TRANSMISSION & AXLE
s	4-speed, helical-cut gears, full power shift transmission;
s	Single stage, dual phase with 2.63:1 stall ratio, 280 mm
s	Electric clutch cut-off on loader joystick
s	Kick down, electric switch on the loader joystick for kick down the 2nd gear to the 1st gear
s	FNR and gears combination handle, F4 and R3
s	FNR switch on loader joystick, quick forward and revers shift
s	Gear down speed limit for traveling smooth
s	Front axle open differentail, rear axle limited-slip wet muti-disc differentail
s	2WD/4WD, key turn off reset to 2WD, switch or service brake active 4WD
s	Parking brake, spring applied, hydraulic release, starting engine and traveling protect,shut off auto active
s	Parking brake protect, release pressure monotor, low pressure set the transmission to N gear
s	Service brake, power assisted, hydraulic wet disc, mounted in board, self-adjusting and self-equalizing
s	Service brake set the engine speed to low idle to protect the machine run out
s	Two service brake pedal, one side brake for small turning radius
s	Reverse alarm
s	Front drive shaft protection frame
s	Front tires 12-16.5, rear tires 19.5L-24, tubless, wear-resistant
s	Vehicle speed sensor, monotor travel speed on the sreen
	OPERATOR’ S STATION
s	AM/FM radio with USB charging and Bluetooth® connectivity
s	Multifunction color LCD monitor with: diagnostic capability / multiple-language / clock
s	System monitoring with alarm features: auto-idle indicator, engine air cleaner, restriction indicator light, engine check, engine coolant temperature indicator light with audible alarm, engine oil pressure indicator light with audible alarm, low alternator charge indicator light, low fuel indicator light, fault code alert indicator, fuel-rate display, Parking brake indicator
s	Motion alarm with cancel switch (conforms to SAE J994)
s	Interior light
s	Front windshield wiper with variable speeds
s	Air-suspension heated seat, seat belt, 3 in., retractable
s	Auto climate control / air conditioner / heater / pressurizer
s	Built-in operator’ s manual storage compartment and manual
s	Horn, electric
s	12v outlets ,cigarette lighter
s	Large cup holder
s	Power-on password protection, 500 hours lock protection
	ELECTRICAL
s	120-amp alternator
s	Ground level electrical disconnect (lockout tag out)
s	Blade type multi-fused circuits
s	Positive terminal battery covers
	LIGHTS
s	Work lights: front 4 and rear 4 LED, steering lights: front 2 and rear 2, 2 brake lights and 2 revers lights mounted on rear of the cab, one audible and visual alarm light, magnet type



\*Specified models only, refer to the Warranty Policy issued by SANY Canada

SANY Canada reserves the right to change these specifications at any time without prior notification.

SANY CANADA  
409 Nash Road North, Mississauga, ON  
SANYCANADACOM

